



OMEGA Facade Lining G20

A non-vapour retardant, UV-stabilized facade lining for wood facades with back ventilation. A special coating permits use on facade constructions with shadow gaps of up to 20 mm.

FIELD OF APPLICATION

- for facade constructions with shadow gaps of up to 20 mm

ADVANTAGES

- rain-tight
- wind-tight
- UV-stabilized
- extremely diffusive
- easy to cut
- anti-glare

RECOMMENDED ACCESSORIES



OMEGA Facade Tape



UNI Adhesive Sealant









OMEGA N55 Adhesive

AVAILABLE IN THE FOLLOWING DIMENSIONS

Roll width	1,40 m	2,5 m
Roll length	50 m	50 m
Roll area	70 m ²	125 m ²
Roll weight	14 kg	24 kg

PRODUCT DATA ACCORDING TO STANDARD EN 13859-2

Composition	PES non-woven fabric, acrylate coated	
Roll area EN 1849-2	177 g / m ²	
Thickness EN 1849-2	0,25 mm	
Temperature resistance	- 30 °C - + 80 °C	
Sd-value EN ISO 12572	0,17 m (± 0,05)	
Colour	black	
Tensile strength EN 12311-1	 330 N/50 mm	 308 N/50 mm
Elongation EN 12311-1	 26 %	 31 %
Tear resistance EN 12310-1	 109 N	 111 N
UV-resistance uncovered	12 months	
Resistance to water permeability EN 1928	W2	
Long-term behaviour	permanent long-life under facades with up to 20 mm wide joints	
Fire performance EN 13501-1/EN ISO 11925-2	B s2,d0	

10.2017_EN

ISOCELL

GUIDELINES FOR INSTALLATION OF **OMEGA** FACADE LINING

TIPS FOR PLANNING

The surface must be dry and clean, and there should be no sharp corners. The size of the wooden or metal substructure should be adjusted to match the width of OMEGA Facade Lining. Calculations should take into consideration overlaps of a minimum of 10cm. For mounting of OMEGA Facade Lining (mechanically or by adhesion) the bearing surface for attachment of the lining must be a minimum of 5cm. The adhesive functions as a seal and does not take the place of a strong bond. OMEGA Facade lining must subsequently be fixed mechanically. Battens / back ventilation must be provided between the lining and the visible wooden cladding!

(1) ROLL MEASUREMENT

Standard rolls can be cut to length using a circular saw / band saw. The cut edges must always overlap.

(2) STORAGE

OMEGA Facade Lining should be stored in a horizontal position and handled with clean hands and tools. Pay attention that OMEGA Facade Lining is not folded or bent.

(3) & (4) LAYING

Unroll OMEGA Facade Lining vertically from top to bottom (or horizontally from left to right). First position straight on one side and fix temporarily, then pull to the other three sides and guarantee that the OMEGA Facade Lining is tightly laid. Attach OMEGA Facade Lining to the supporting construction mechanically using tacker clips or similar. Secure all loose overlaps, corners and edges.

(5) ADHESIVE TECHNIQUE

Wind-tight adhesion at connections and overlaps of lengths of OMEGA Facade Lining are achieved using UNI Adhesive Sealant, OMEGA N55 Adhesive or OMEGA Facade Tape. When using SK DUO, adhesion at overlaps is made using the acrylate adhesive strips attached. Shake the adhesive well in the container and pour into the plastic bottle provided. Apply the adhesive in the area of the facade lining overlap, spread with a paintbrush and finally press on using a dispenser or clean cloth. Caution: do not let the adhesive flash off (so-called wet-in-wet adhesion).

(6) CONNECTIONS

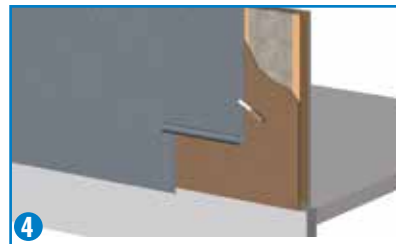

Use UNI Adhesive Sealant for connection to masonry or metal. Materials used must be free from dust and grease and the substructure must be dry and supporting. Always pre-treat connections on very absorbent substrates with Primer. Press OMEGA Facade Lining well into the applied sealant. Connection with metal, concrete, plastic and wood can also be carried out using OMEGA N55 Adhesive. Spread the OMEGA N55 on the substrate using a paintbrush, allow to flash-off and then bond wet-in-wet with an additional layer of OMEGA N55 and press the OMEGA Facade Lining on well. (Depending on the substrate adhesion of connections with OMEGA N55 can also be carried out in one process with wet-in-wet adhesion. As a rule we recommend an adhesion test.

(7) WINDOW CONNECTIONS

OMEGA Facade Lining can be fixed to a wooden, PVC or metal window frame using UNI Adhesive Sealant, OMEGA N55 or OMEGA Window Tape. Application as above, see 'CONNECTIONS'.

RESTORATION

Damaged spots can be glued wet-in-wet with a segment of Facade Lining and using OMEGA N55 Adhesive.



ISOCELL GmbH
Gewerbestraße 9
5202 NEUMARKT AM WALLERSEE | Österreich
Tel.: +43 6216 4108 | Fax: +43 6216 7979
office@isocell.at

ISOCELL SCHWEIZ AG
Herbergstrasse 29
9524 ZUZWIL | Suisse /Schweiz
Tel.: +41 71 544 47 20
office@isocell.ch

ISOCELL FRANCE
170 Rue Jean Monnet | ZAC de Prat Pip Sud
29490 GUIPAVAS | France
Tél.: +33 2 98 42 11 00 | Fax: +33 2 98 42 11 99
contact@isocell-france.fr

ISOCELL BUREEL BELGIË
Außenborner Weg 1 | Schoppen
4770 AMEL | Belgique
Tel.: +32 80 39 90 58 | Fax: +32 80 39 97 68
office@isocell.be

ISOCELL Sverige AB
Gamla Stallet | Stora Wäsby
194 37 UPPLANDS VÄSBY | Sverige
Tel.: +46 10 130 25 01
office@isocell.se

ISOCELL
www.isocell.com